

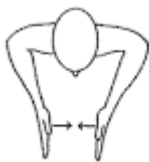
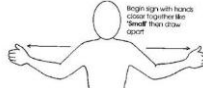




**Shortlanesend School**

**Medium Term Overview – Summer 2**

**Term:** Summer 2

**Class:** Tamar

	Week 1	Week 2	Week 3	Week 4	Week 5	Week 6	Week 7
Makaton Signs	<div>More</div> 	<div>Toilet</div>  <div>Toilet</div>	<div>Small</div> 	<div>Big</div>  <div>Begin sign with hands close together then 'stretch' them out apart</div>	<div>Look</div> 	<div>Help</div> 	
Reading (Vipers)	On the way home	Oi Frog	The Proudest Blue	Hansel and Gretel	Jabri Jumps	Where the wild things are	
Writing	Minibeasts Sentence Pattern Building Unit						
Maths Reception	Sharing and Grouping Explore sharing Share Explore grouping Share (even and odd) Play with and build doubles Create own maps and plans from story situations		Make Connections Deepen understanding Notice patterns and relationships	Visualise, Build and Map Identify units of repeating patterns Create our own pattern rules Explore pattern rules Replicate and build scenes and constructions Visualise from different positions Give instructions to build Explore mapping Represent maps with models			
Number sense Reception	Strand 3 Patterns in numbers to 10						
Maths Year 1	Place Value (within 100) Count from 50 to 100 Count in tens to 100 Partition into tens and ones Use the number line to 100 Find 1 more and 1 less Compare numbers with the same number of tens Compare any two numbers		Money Unitise Recognise coins Recognise notes Count in coins	Time Use the language before and after Name and order the days of the week Name and order the months of the year Identify hours, minutes and seconds Tell the time to the hour Tell the time to the half hour			

<b>Number sense Year 1</b>	<b>Stage 4</b> Ten and a bit						
<b>Science Year 1</b>	<b>Seasonal Changes: Summer</b>						
	Do you know the four seasons?		What changes take place in Summer?		How can you measure rainfall?		
<b>Computing Year 1</b>	<b>Pictograms</b>						
	Counting and comparing	Entering data	Creating Pictograms	What is an attribute	Comparing people	Presenting information	
<b>History Year 1</b>	<b>Significant Explorers</b>						
<b>DT Year 1</b>	<b>Preparing fruits and vegetables (DT)</b>						
<b>RE Reception</b>	<b>Which places are special and why?</b>						
	Where do we feel safe? Why?	Where is special to me?	Where do we feel happy? Why?	Where is a special place for Christians? What makes this place special?	What might we find in this special place?		
<b>RE Year 1</b>	<b>How should we care for others and the world and why does it matter? (Christianity &amp; Judaism)</b>						
	Should we care for everyone?	What do Christians believe about caring for people?	What is the golden rule?	What does the Jewish faith say about caring for others?	"The World is Broken". What does this mean to Christians and Jews?		
<b>PE Reception</b>	<b>Games: Unit 2</b>						
	<b>Ball skills: Unit 2</b>						

<b>PE Year 1</b>	<b>Athletics</b>						
<b>PSHE Reception</b>	<b>Being My Best</b>						
	Bouncing back when things go wrong	Yes, I can!	Healthy eating	My healthy mind	Move your body	A good night's sleep	
	<b>Being My Best</b>						
<b>PSHE Year 1</b>	I can eat a rainbow	Eat well	Harolds wash and brush up	Catch it! Bin it! Kill it!	Harold learns to ride his bike	Pass on the praise	
<b>Music Reception/Year 1</b>	<b>Reflect Rewind and Replay</b>						
<b>UTW Reception</b>	What do we know about summer?	What kind of clothing do we wear in the summer?	How do we stay safe at the beach?	What would you pack for a summer holiday?	What might we find in a rock pool?	Why and how do people travel on the sea?	
<b>EAD Reception</b>	Fork printing ducklings	Painting with string	Wax crayon rubbings	Imaginary landscapes	Transforming objects	Mark making and sound	